



CAMBRIDGE
UNIVERSITY PRESS



CAMBRIDGE ENGLISH
Language Assessment
Part of the University of Cambridge



Cambridge English

IELTS Life Skills

A1

**Official Cambridge
Test Practice**

with answers



Mary Matthews

DOWNLOADABLE AUDIO

This is your downloadable audio activation code:

Do not share this activation code with anyone else.
This code can only be used once.

How do I activate my product?

- Go to: www.cambridgelms.org/main

Register on Cambridge Learning Management System (CLMS) as a **student** and go to 'My Learning'.

Click on 'Activate new product' and follow the instructions on screen.

Teachers: Avoid delays - if you don't yet have a login for CLMS, register as a **student** for this download. You can upgrade/change to teacher access later with the help of your Cambridge University Press representative.

System requirements:

- Windows Vista, Windows 7, Windows 8, Windows 8.1
- Mac OSX 10.8 and 10.9
- JavaScript Enabled
- Minimum 3Mbps Internet Connection

Minimum browser versions supported:

- Internet Explorer 10 and 11, Safari 6.0 and 7.0, most recent versions of Firefox and Chrome

Supported tablets

- iPad 4, optimised for iOS 7 and iOS 8 with Safari
- Samsung Galaxy Tab 2 10.1, optimised for Android 4.2.2 with most recent version of Chrome

Please note:

- Once the activation code has been revealed, this book cannot be returned.
- This activation code can only be used once, is personal to you, and cannot be re-used by anyone else.
- Support for browsers and operating systems will vary over time. For the latest information visit:
www.cambridgelms.org/main/p/frequentlyaskedquestions
- Full terms and conditions are available at:
www.cambridgelms.org/main/p/termsfuse



CAMBRIDGE
UNIVERSITY PRESS



CAMBRIDGE ENGLISH
Language Assessment
Part of the University of Cambridge

Cambridge English



IELTS

Life Skills

A1

Official Cambridge
Test Practice

with answers

Mary Matthews

Cambridge University Press
www.cambridge.org/elt

Cambridge English Language Assessment
www.cambridgeenglish.org

Information on this title: www.cambridge.org/9781316507124

© Cambridge University Press and UCLES 2016

This publication is in copyright. Subject to statutory exception and to the provisions of relevant collective licensing agreements, no reproduction of any part may take place without the written permission of the publishers.

First published 2016

Printed in Italy by Rotolito Lombarda S.p.A

A catalogue record for this publication is available from the British Library

ISBN 978-1-316-50712-4 Student's Book with answers and Audio

ISBN 978-1-316-50711-7 Audio CDs (2)

The publishers have no responsibility for the persistence or accuracy of URLs for external or third-party internet websites referred to in this publication, and do not guarantee that any content on such websites is, or will remain, accurate or appropriate. Information regarding prices, travel timetables, and other factual information given in this work is correct at the time of first printing but the publishers do not guarantee the accuracy of such information thereafter.



CONTENTS

Information about the <i>IELTS Life Skills</i> test	4
How to use this book	5
Tips for testing learners	6
Test 1	8
Test 2	16
Pictures for Test 1	24
Pictures for Test 2	25
Test 3	26
Test 4	34
Pictures for Test 3	42
Pictures for Test 4	43
Transcripts and Answer keys	44
Prompt questions for the teacher	54
Acknowledgements	55

TIPS FOR TESTING LEARNERS

The following tips are designed to help any teacher give realistic, authentic exam practice to their learners. The tips are designed to be specific to the *IELTS Life Skills* test, so they will be useful both to more experienced teachers who are used to holding practice tests and less experienced teachers who have not taken the role of examiner with their learners before.

Practice tests are an essential part of preparation. They give learners a clear idea of exactly what will happen during their test and they are a valuable opportunity to deal with confusion and misunderstandings before the real test. In this way, they help learners to deal with exam nerves and apprehension. This is obviously vital for those who have never taken a formal exam before or those whose previous exam experience was many years ago.

However, in order for the practice test to be as useful as possible, it is very important for the teacher to try to recreate exact test conditions as much as possible. This involves finding a separate space away from the rest of the class (if the tests are being conducted in lesson time) and careful preparation before the test. Familiarise yourself with both the materials and the test format well before the test and adopt the role of 'examiner', rather than 'teacher' throughout. The more realistic you can make the practice test, the more useful it will be for your learners. If possible, prepare some feedback either for each pair or for the whole class for the lesson following the practice tests. The feedback can either be on exam skills, language used in the test, or both. This will mean the practice tests are a valuable tool for development as well as assessment for your learners.

Before the practice test

Room and furniture

- Arrange a separate test area for the tests. It does not need to be a classroom; a small office would be suitable, as long as it is quiet and has a power point for the CD player.
- Arrange the furniture in a suitable format before the test. You will need one or two desks (depending on size) and three chairs. You should sit slightly away from the 'candidates', but not too far. The atmosphere should be formal but not intimidating or unfriendly.
- As far as you can, make sure that the candidates are not sitting opposite a sunny window with the sun in their eyes.

Materials and equipment

- Have enough paper and pencils for all the candidates to take notes.
- Check both the CD and the CD player before the test for any problems.

The test frame

- Make sure you are thoroughly familiar with the test frame (i.e. the words the examiner uses) and materials well before the practice test; you can write some simple reminders on small sticky notes to keep yourself organised during the test.
- If possible, practise reading the test frame (script) with another teacher beforehand to ensure that you are using a suitable tone of voice and speed. Or you could record yourself and play it back.
- Try to make the script sound as natural as possible. Use an appropriate speed for the level but keep your voice natural and clear.
- Emphasise key words naturally but clearly as A1 learners often have problems hearing sentence stress.

The tasks

- Ensure that you have chosen appropriate tasks, i.e. do not choose a task relying on experience of education or training for someone who has never attended school.
- However, be careful not to choose materials you know your learners like; you need to base your choice on how appropriate they are for your learners, not if they will like them.

Timing

- Experiment with different timing devices until you find the one that is easiest to use. Timing is essential in this test. You need to be able to count seconds. You are not allowed to use your mobile phone for timing in the test.
- Make sure the timing device is discreetly placed so only you can see it and that it does not have a loud tick.
- Do not look obviously at the timing device throughout the exam. You need to keep a very close eye on time but keep it to discreet glances.

Comfort

- Make sure you have water to hand for yourself and the candidates.
- Keep the temperature in the room as comfortable as possible.
- Make sure you have a break of at least a couple of minutes between each pair of candidates to finish off the test scores and prepare the materials for the next pair.

Marking

- Ensure that you are completely familiar with the assessment criteria and the marksheet.
- If possible, arrange to test with another teacher the first time you do practice tests, i.e. take it in turns to be the examiner so you can feed back on each other's performance.

During the practice test

- To keep the exams standardised and fair, it is essential to stick to the test frame (script) with each pair of candidates.
- If a candidate does not understand the instructions for a task, first repeat the instructions more slowly from the script.
- If the candidate still does not understand, break the instructions down into easy-to-follow steps and give examples to help them.
- Do not try to rephrase the instructions completely unless you are confident you can do it in language which suits the level of the learners or you could confuse them more.
- Never try to 'help' the candidate by using their first language, even in a practice test. This would never happen in the real test. Deal with the problem in feedback afterwards.
- Do not fidget during the listening; it distracts the candidates.
- Do not jump in too soon if the candidates hesitate or stumble. Give them a few seconds to think or recover.
- If communication breaks down completely in Phase 2b, use the prompts at the back of the book (see page 54) to encourage communication.
- If using the prompts does not work, encourage three-way communication by asking open but brief questions yourself such as 'Why did you say you don't like public transport, Ahmed?'
- Do not 'join in' with the activity, offering your own views and opinions, even to encourage communication. Instead, ask open questions (i.e. questions that can't be answered with just Yes or No) to encourage the candidates to speak.
- Use simple gestures during the exam to support the students and cut down on any extra narrative from you, e.g. if the learners start talking to you in Phase 1b and 2b, instead of to each other, indicate with your hands that they should talk together in a pair. This saves you having to interrupt and say 'Please talk to your partner.'
- If one learner is dominating in Phase 1b or 2b, you will need to encourage the quieter learner to speak, with questions such as 'And what do you think?' or 'Do you have anything to say about that?'
- If one person continues to dominate, you may have to politely interrupt them and remind them to let the other person speak.
- Sometimes, a learner is so nervous or has such a low level of English that they do not speak in the test, or the other person cannot understand them. In this case, you will need to help the stronger one by taking part in the exam yourself, whilst giving as much opportunity as possible for the quiet person to join in if and when they can.
- If you stumble while you are reading the script or if you make a mistake, pause, apologise, go back to the beginning of the sentence and start again.

TEST 1

⌚ This test should not exceed 18 minutes.

Phase 1a

⌚ 4-5 minutes



Hello. My name is Jill.
What's your name?
Can you spell it for me?
(And what shall I call you?)
Where do you come from?

My name's Li Na.

My name's Deepak.

Thank you. Could I have your
marksheets and identification?
Thank you.



Tell me about your favourite food. What food do you enjoy eating?
Tell me about the people you speak to every day. Who do you
speak to every day?
Thank you.



TEST 1 PRACTICE

Test tips

- Make sure you know how to spell your name.
- Speak clearly so the examiner can hear you easily.
- In the second part, try to give as much information as you can.
- Use language you know well. Do not try to use language you are not sure about.

1. The examiner will ask you and the other candidate questions about your name and nationality. Look at the questions he or she will ask you.



CD1

02

2. Listen to the examiner asking each candidate:

- their name
- to spell their name
- where they come from.

Listen carefully to their answers. The examiner can also ask 'What shall I call you?' if they think you use another name, for example, an English name.



03

3. Now it's your turn. Listen and answer the examiner's questions using the same sentences you heard in the recording.

Useful language

My name's ... Please call me ... I come from ...



04

4. Next, the examiner will ask you and the other candidate questions about one or two different topics.

Listen to Deepak and Li Na. The examiner asks them about their favourite food and about the people they speak to every day.



5. Now practise with a partner. Ask your partner these questions.

A: Tell me about your favourite food.

Here are some ideas to help you:

- food from your country
- when you eat it
- who you eat it with

Useful language

I really like ... because ...

I eat it for *breakfast / lunch / dinner*.

I usually eat this food with ...

B: Tell me about the people you speak to every day.

Here are some ideas to help you:

- your friends and family
- people at work
- people you speak to in English

Useful language

Every day I speak to ...

At work I speak to ...

I *always / sometimes* speak English with ...

TEST 1

Phase 1b

 5 minutes



Now I'd like you to ask each other some questions.
Deepak, I'd like you to ask **Li Na** about a child she knows well.
Li Na, I'd like you to ask **Deepak** about the things he likes doing at quiet times.
Now think about the questions you want to ask. You have one and a half minutes.
You can write down your questions if you want to.
If you don't understand, please ask me.



Deepak, are you ready? Please ask **Li Na** your questions.
Thank you.

Li Na, are you ready? Please ask **Deepak** your questions.
Thank you.



Test tips

- If you do not understand your partner's question, say 'I'm sorry I don't understand' or 'Can you repeat that, please?'
- Try to ask your partner 'information questions'. For example, use question words like *what*, *where* and *who*.
- Remember to use question words like *do* or *does*.
- Answer your partner's questions clearly. Try not to give short answers like *Yes* or *No*.

1. Read the examiner's questions and write down some questions you could ask.
Learner A: think of questions to ask Learner B about a child he/she knows.
Learner B: think of questions to ask Learner A about what he/she does in quiet times.
Here are some ideas to help you.

Example questions

Learner A

How do you know this child?
Has he/she got *brown* / *black* / *blonde* hair?
Is he/she a *happy* / *clever* child?
What is he/she good at?

Learner B

What do you like doing at quiet times?
Where do you do this?
Do you like listening to music?
Do you always do this alone or with other people?



2. Listen to Deepak and Li Na asking each other questions about their topics. Listen carefully to the questions they use.
3. Now practise asking questions and giving answers with your partner.
Try to use questions with *what*, *when*, *who* and *where*.

Learner A, I'd like you to ask Learner B about a child he/she knows well.

Learner B, I'd like you to ask Learner A about the things he/she likes doing at quiet times.

Here are some ideas to help you:

A CHILD YOU KNOW WELL

- *family* / *friend* / *neighbour*?
- *age*
- *What does he/she like doing?*
- *Where ... live?*
- *hair, eyes*

Useful language

He's/She's my ...
He's/She's got ...
He/She *likes* / *doesn't like* ...
He's/She's *very* / *quite* / *a little bit* ...

QUIET TIMES

- *books, TV programmes, films*
- *writing to friends and family*
- *cooking*
- *music you enjoy*
- *using the computer*

Useful language


I really *like* / *enjoy* ...
I like doing this because ...
I prefer doing this in the *morning* / *afternoon* / *evening* because ...
I always do this alone because ...
I sometimes do this with other people because ...



4. When you finish, change topics with your partner and do the activity again.

TEST 1

Phase 2a

 4 minutes



In this part of the test, you are going to listen to two recordings and answer some questions. You can make notes if you want to.

You hear two people talking about college classes. Who is talking? A student, a parent, or a teacher?

Listen to the information.

Deepak, in the *first* recording, who is talking? A student, a parent, or a teacher?

Li Na, in the *second* recording, who is talking? A student, a parent, or a teacher?

Thank you.



Now listen again, and answer these questions.

Li Na, in the *first* recording, what does Mrs Black teach? And how long is the course?

Deepak, in the *second* recording, what does Mr Chang teach? And what number is the classroom?

Thank you.



Test tips

- If you do not understand the questions, ask the examiner to repeat them. Say, 'Can you repeat that, please?'
- You can write the important words or even write the question in your own language. The examiner will not look at your notes. They are not part of the exam.
- Do not try to understand every word. Listen for the important words to get the meaning. These words are nouns, verbs, adjectives and adverbs.
- You do not need to answer the questions in sentences. You can answer with one or two words.



1. You can practise this part of the test with a partner or alone. If you do not have a partner, answer *all* the questions.

In the test, the examiner will show you some pictures. Look at the pictures on page 24. Then listen to the recording and answer the examiner's questions.




2. You can practise this part of the test with a partner or alone. If you do not have a partner, answer *all* the questions. Listen to the two recordings again and answer the examiner's questions.



3. Now listen to Li Na and Deepak doing this part of the test and check your answers.

TEST 1

Phase 2b

 3–4 minutes



Now you're going to talk together about learning new things.
Talk to each other about things you enjoy learning about.



Thank you. That is the end of the test.

Test tips

- Remember you must give your partner time to talk too. You can ask your partner 'How/What about you?' or 'What do you think?'
- Listen to your partner and reply to what they say. Don't think about what to say next when they are talking.
- Sometimes, people talk very quickly when they are nervous in an exam. If you do this, try to slow down. Pause between sentences to help your partner understand you.
- If you do not know a word, try to describe it.



1. Listen to Deepak and Li Na doing this part of the test. Listen to the way each person helps the other person to speak as much as possible.



2. Now practise talking with a partner about the same topic. Try to talk for three to four minutes.

Think about:

LEARNING NEW THINGS

- *other things you are learning now*
- *How important is it to learn new things?*
- *your teachers*
- *How do you like to learn?*
- *Are you a good learner?*
- *What do you want to learn in the future?*
- *favourite subjects at school*
- *learning English*

Useful language

Why do you like learning new things?

Are you learning something at the moment?

What was the last thing you learned?

What do you want to learn in the future?

I like / enjoy / love learning new things because ...

Learning new things is difficult, but ...

The last new thing I learned was ...

The next thing I want to learn is ...

TEST 2

🕒 This test should not exceed 18 minutes.

Phase 1a

🕒 4–5 minutes



Hello. My name is David.
What's your name?
Can you spell it for me?
(And what shall I call you?)
Where do you come from?

My name's Esther.

My name's Daniel.

Thank you. Could I have your
marksheets and identification?
Thank you.



Tell me about your favourite food. What food do you enjoy eating?
Tell me about the people you speak to every day. Who do you
speak to every day?
Thank you.



TEST 2 PRACTICE

Test tips

- When you are *speaking*, remember to say *I'm*, not *I am* and *I don't*, not *I do not*.
- You don't need to speak perfect English. The important thing is that people can understand you.
- Answer the questions about the topic the examiner gives you. Do not start talking about other things.
- Do not move around in the exam. This can make it difficult for your partner. Hold a pen or pencil to give your hands something to do.

1. The examiner will ask you and the other candidate questions about your name and nationality. Look at the questions he or she will ask you.



2. Listen to the examiner asking each candidate:

- their name
- to spell their name
- where they come from.

Listen carefully to their answers. The examiner can also ask 'What shall I call you?' if they think you use another name, for example, an English name.



3. Now it's your turn. Listen and answer the examiner's questions using the same sentences you heard in the recording.

Useful language

My name's ... Please call me ... I come from ...



4. Next, the examiner will ask you and the other candidate questions about one or two different topics.

Listen to Esther and Daniel. The examiner asks them about their favourite food and about the people they speak to every day.



5. Now practise with a partner. Ask your partner these questions.

A: *Tell me about your favourite food.*

Here are some ideas to help you:

- *food you eat every day*
- *when you eat it*
- *English food*

Useful language

We eat lots of ...

I eat it for *breakfast / lunch / dinner*.

We make it with ...

I usually eat this food with ...

B: *Tell me about the people you speak to every day.*

Here are some ideas to help you:

- *people in your family*
- *people at work*
- *people in your English classes*

Useful language

Every day I speak to ...


At work I speak to ...

I *always / sometimes* speak English with ...

Sometimes I phone my ...

TEST 2

Phase 1b

 5 minutes



Now I'd like you to ask each other some questions.

Esther, I'd like you to ask **Daniel** about what he uses a computer for.

Daniel, I'd like you to ask **Esther** about a park she enjoys visiting.

Now think about the questions you want to ask. You have one and a half minutes. You can write down your questions if you want to.

If you don't understand, please ask me.



Esther, are you ready? Please ask **Daniel** your questions.

Thank you.

Daniel, are you ready? Please ask **Esther** your questions.

Thank you.



TEST 2 PRACTICE

Test tips

- Try not to say the same thing again and again.
- Say what *you* think. Do not say what you think the examiner wants to hear.
- Think about the correct word order in your questions.
- Make sure you listen carefully to your partner. The examiner needs to know how well you understand English. This is part of the test of your listening skills.

1. Read the examiner's questions and write down some questions you could ask.

Learner A: think of questions to ask Learner B about using a computer.

Learner B: think of questions to ask Learner A about a park he/she likes.

Here are some ideas to help you.

Example questions

Learner A

What do you like doing on your computer?

How often do you use your computer?

How many hours do you spend on your computer every *day / week / month*?

Do you play games on your computer?

Learner B

Where is this park?

What do you like doing there?

What can children do in the park?

Can you describe this park?

Do you go to the park alone?



13



2. Listen to Esther and Daniel asking each other questions about their topics. Listen carefully to the questions they use.

3. Now practise asking questions and giving answers with your partner.

Try to use questions with *what, when, who* and *where*.

Learner A, I'd like you to ask Learner B what he/she uses a computer for.

Learner B, I'd like you to ask Learner A about a park he/she enjoys visiting.

Here are some ideas to help you:

USING A COMPUTER

- *playing games*
- *shopping*
- *the news*
- *talking or writing to friends*
- *work or studying*
- *keeping photos*

Useful language

I use the computer for ...

I like ... on the computer

I need to use a computer for ...

Computers are good for ...

A PARK

- *meeting friends*
- *sports*
- *place for children to play*
- *things you can see*
- *Is it near your home?*
- *different people who go there*

Useful language

I *like / love* this park because ...

My children can ... in this park.

I *like / enjoy* ... there.

I go to this park to ...



4. When you finish, change topics with your partner and do the activity again.

TEST 2

Phase 2a

 4 minutes



In this part of the test, you are going to listen to two recordings and answer some questions. You can make notes if you want to.

You hear two recorded telephone messages. Where is each message from? A doctor's, a sports centre, or a hairdresser's?

Listen to the information.

Esther, where is the first message from? A doctor's, a sports centre or a hairdresser's?

Daniel, where is the second message from? A doctor's, a sports centre or a hairdresser's?

Thank you.



Now listen again, and answer these questions.

Daniel, in the first recording, what time does the health centre open on Monday? And what can you do to see a doctor at the weekend?

Esther, in the second recording, who are the new swimming classes for? And what day can you save money?

Thank you.



Test tips

- Only listen for the answers to your questions. Do not try to listen for your partner's answers.
- You do not have to write down the questions. You can listen carefully and remember them.
- Remember the examiner will ask you three questions. Your first question is about one recording, then two more questions on the other recording.
- Try not to worry. Breathe slowly and stay calm.



1. You can practise this part of the test with a partner or alone. If you do not have a partner, answer *all* the questions.

In the test, the examiner will show you some pictures. Look at the pictures on page 25. Then listen to the recording and answer the examiner's questions.



2. You can practise this part of the test with a partner or alone. If you do not have a partner, answer *all* the questions.


Listen to the two recordings again and answer the examiner's questions.



3. Now listen to Esther and Daniel doing this part of the test and check your answers.

TEST 2

Phase 2b

 3–4 minutes



Now you're going to talk together about the food you eat. Talk to each other about the food that's good for you and food that's bad for you.



Thank you. That is the end of the test.

Test tips

- Try to help your partner by asking questions like 'Why do you think that?' or 'Tell me more about that.'
- Look at your partner when you are talking to them.
- Try to make this part of the test like a normal conversation.
- You do not need to talk without stopping. Everyone needs time to think in a conversation.



1. Listen to Esther and Daniel doing this part of the test. Listen to the way each person helps the other person to speak as much as possible.



2. Now practise talking with a partner about the same topic. Try to talk for three to four minutes.

Talk together about the food that's good for you and food that's bad for you.

Think about:

GOOD AND BAD FOOD

- *food in your country*
- *British food*
- *the food you eat every day*
- *healthy and unhealthy food you like*
- *cooking*
- *food on special days*
- *eating with your family*
- *fast food*

Useful language

Do you think you eat healthy food? Why?

What kind of things do you eat every day?

Which food from your country is good for you?

Do you like some unhealthy food?

Do your children eat *healthy / unhealthy* food?

I like to eat healthy food because ...

We usually eat ...

Most days we eat ...

The food from my country is *healthy / unhealthy* because ...

On special days we eat ...

I think English food is ...


PICTURES FOR TEST 1



a student



a parent



a teacher

PICTURES FOR TEST 2



a doctor's



a sports centre



a hairdresser's

TEST 3

🕒 This test should not exceed 18 minutes.

Phase 1a

🕒 4-5 minutes



Hello. My name is Jill.
What's your name?
Can you spell it for me?
(And what shall I call you?)
Where do you come from?

My name's Esther.

My name's Deepak.

Thank you. Could I have your
marksheets and identification?
Thank you.



Tell me about your favourite food. What food do you enjoy eating?
Tell me about the people you speak to every day. Who do you
speak to every day?
Thank you.



TEST 3 PRACTICE

Test tips

- Take some water into the exam with you.
- Make sure your mobile phone is off.
- In the second part of this phase, talk to the examiner, not your partner.
- Do not give short answers. Try to speak as much as possible.

1. The examiner will ask you and the other candidate questions about your name and nationality. Look at the questions he or she will ask you.



2. Listen to the examiner asking each candidate:

- their name
- to spell their name
- where they come from.

Listen carefully to their answers. The examiner can also ask 'What shall I call you?' if they think you use another name, for example, an English name.



3. Now it's your turn. Listen and answer the examiner's questions using the same sentences you heard in the recording.

Useful language

My name's ... Please call me ... I come from ...



4. Next, the examiner will ask you and the other candidate questions about one or two different topics.

Listen to Esther and Deepak. The examiner asks them about their favourite food and about the people they speak to every day.



5. Now practise with a partner. Ask your partner these questions.

A: Tell me about your favourite food.

Think about:

- food that is good for you
- when you eat it
- where you buy it

Useful language

I really like ... because ...

I eat it for *breakfast / lunch / dinner*.

It's *easy / difficult* to cook because ...

I usually eat this food with ...

I buy it at ...

B: Tell me about the people you speak to every day.

Think about:

- people at work
- people you speak to in English
- people you speak to on the telephone

Useful language

Every day I speak to ...

At work I speak to ...

For my job I must speak ...

I speak to ... on the telephone because ...

TEST 3

Phase 1b

 5 minutes



Now I'd like you to ask each other some questions.
Esther, I'd like you to ask **Deepak** about the weather he really likes.
Deepak, I'd like you to ask **Esther** about the people she speaks English with.
Now think about the questions you want to ask. You have one and a half minutes.
You can write down your questions if you want to.
If you don't understand, please ask me.



Esther, are you ready? Please ask **Deepak** your questions.
Thank you.

Deepak, are you ready? Please ask **Esther** your questions.
Thank you.



Test tips

- You can't ask the examiner to tell you words in the exam.
- If you can't remember a word, try to use other words.
- Use language like 'That's interesting' or 'That's good' when your partner speaks.
- Do not speak to the examiner in this part of the exam. Speak to your partner.

1. Read the examiner's questions and write down some questions you could ask.
Learner A: think of questions to ask Learner B about the weather he/she likes.
Learner B: think of questions to ask Learner A about who he/she speaks English with.
Here are some ideas to help you.

Example questions

Learner A

What kind of weather do you have in your country?
Do you like the weather *in your country / in the UK*?
What do you do when the weather's *good / bad*?
How do you feel when the weather's *good / bad*?

Learner B

Do you always speak English in your English lessons?
Do you like speaking English?
Is it difficult to speaking English?
What is *easy / difficult* for you in English?



2. Listen to Esther and Deepak asking each other questions about their topics. Listen carefully to the questions they use.



3. Now practise asking questions and giving answers with your partner.
Try to use questions with *what, when, who* and *where*.

Learner A, I'd like you to ask Learner B about the weather he/she really likes.

Learner B, I'd like you to ask Learner A about the people he/she speaks English with.

Here are some ideas to help you:

WEATHER

- *the weather in your country / the UK*
- *weather you like / love*
- *weather you don't like / hate*
- *how good weather makes you feel*
- *how bad weather makes you feel*
- *what you like to do in good / bad weather*

Useful language

I love *sunny / rainy / hot / cold / windy* weather because ...
When the weather's *good / bad*, I like to ...
Good / Bad weather makes me feel ...
In my country, the weather's *always / sometimes* ...

PEOPLE YOU SPEAK ENGLISH TO

- *family and friends*
- *people at work*
- *in English lessons*
- *in shops / at the doctor's*
- *on the telephone*
- *What is difficult about speaking English?*

Useful language

Speaking English is *easy / difficult* because ...
I like speaking English because ...
I must speak English when ...
It's important to speak English because ...



4. When you finish, change topics with your partner and do the activity again.

TEST 3

Phase 2a

 4 minutes



In this part of the test, you are going to listen to two recordings and answer some questions. You can make notes if you want to.

You're in a department store. You hear two announcements. What are the announcements about? The things the shop sells, the shop assistants, or when the shop is open?

Listen to the information.

Esther, in the *first* recording, what is the announcement about? The things the shop sells, the shop assistants, or when the shop is open?

Deepak, in the *second* recording, what is the announcement about? The things the shop sells, the shop assistants, or when the shop is open?

Thank you.



Now listen again, and answer these questions.

Deepak, in the *first* recording, where can customers leave the shop? And what time does the shop open tomorrow?

Esther, in the *second* recording, where can customers buy clothes? And how much do CDs cost?

Thank you.



Test tips

- Remember there are two recordings. The examiner will tell you which recording to listen to. If you are not sure, ask the examiner.
- If you don't understand an important word, do not stop listening. Often the speaker says the word again.
- You can write the answer down when you hear it.
- Close your eyes or look at the table to help you listen. Do not look at the examiner or your partner.



- 1.** You can practise this part of the test with a partner or alone.
If you do not have a partner, answer *all* the questions.

In the test, the examiner will show you some pictures. Look at the pictures on page 42.
Then listen to the recording and answer the examiner's questions.



- 2.** You can practise this part of the test with a partner or alone.
If you do not have a partner, answer *all* the questions.


Listen to the two recordings again and answer the examiner's questions.




- 3.** Listen to Esther and Deepak doing this part of the test and check your answers.


TEST 3

Phase 2b

 3–4 minutes



Now you're going to talk together about shopping centres. Talk to each other about a shopping centre you go to and what you like about it.



Thank you. That is the end of the test.

Test tips

- If you and your partner can't think of anything to say, the examiner will ask questions to help you.
- Do not try to talk about difficult things. The exam is testing your English, not your ideas.
- You can't speak your own language with your partner in the test.
- If you do not think the same thing as your partner, say 'That's interesting, but I think ...'



1. Listen to Esther and Deepak doing this part of the test. Listen to the way each person helps the other person to speak as much as possible.



2. Now practise talking with a partner about the same topic. Try to talk for three to four minutes.

Think about:

SHOPPING CENTRES

- *things I like about shopping centres*
- *things I don't like about shopping centres*
- *different kinds of shops*
- *places to eat*
- *places for children to play*
- *cinemas*
- *meeting friends*
- *Who do you go to shopping centres with?*
- *How often do you go to shopping centres?*
- *Are they expensive?*
- *other places to shop, for example, markets, small shops*

Useful language

Do you go to shopping centres in your country?

What other things can you do in shopping centres?

Who do you go shopping with?

Why do you like *markets* / *small shops* more than shopping centres?

My favourite shop in my shopping centre is ...

I go to the shopping centre with ...

Shopping centres are different in my country because ...

I go to the shopping centre to ...

TEST 4

🕒 This test should not exceed 18 minutes.

Phase 1a

🕒 4-5 minutes



Hello. My name is David.
What's your name?
Can you spell it for me?
(And what shall I call you?)
Where do you come from?

My name's Daniel.

My name's Li Na.

Thank you. Could I have your
marksheets and identification?
Thank you.



Tell me about your favourite food. What food do you enjoy eating?
Tell me about the people you speak to every day. Who do you
speak to every day?
Thank you.



TEST 4 PRACTICE

Test tips

- Do not take lots of things into the test room with you. Put them in another room if you can.
- Before the test, when you are waiting, speak English with your partner to practise.
- Do not try to use difficult words in the test.
- If you make a mistake when you say a word, try to say it again.

1. The examiner will ask you and the other candidate questions about your name and nationality. Look at the questions he or she will ask you.



2. Listen to the examiner asking each candidate:

- their name
- to spell their name
- where they come from.

Listen carefully to their answers. The examiner can also ask 'What shall I call you?' if they think you use another name, for example, an English name.



3. Now it's your turn. Listen and answer the examiner's questions using the same sentences you heard in the recording.

Useful language

My name's ... Please call me ... I come from ...



4. Next, the examiner will ask you and the other candidate questions about one or two different topics.

Listen to Li Na and Daniel. The examiner asks them about their favourite food and about the people they speak to every day.



5. Now practise with a partner. Ask your partner these questions.

A: Tell me about your favourite food.

Here are some ideas to help you:

- food that is different from British food
- who cooks it
- where you buy it

Useful language

I really like ... because ...

It's easy / difficult to cook because ...

For lunch / tea I usually have ...

I buy it at ...

B: Tell me about the people you speak to every day.

Here are some ideas to help you:

- people at work
- people you speak to in English
- people you speak to on the telephone

Useful language

Every day I speak to ...

At work I speak to ...

It's easy to speak ...

... is difficult for me.

TEST 4

Phase 1b

⌚ 5 minutes



Now I'd like you to ask each other some questions.

Li Na, I'd like you to ask Daniel about his favourite place to eat.

Daniel, I'd like you to ask Li Na about a famous person she likes.

Now think about the questions you want to ask. You have one and a half minutes. You can write down your questions if you want to.

If you don't understand, please ask me.



Li Na, are you ready? Please ask Daniel your questions.

Thank you.

Daniel, are you ready? Please ask Li Na your questions.

Thank you.



TEST 4 PRACTICE

Test tips

- If you can't hear your partner, say 'Sorry, I can't hear you. Can you repeat that, please?'
- If you make a mistake in the question, start the question again.
- If your partner doesn't understand your question, try to say it again in a different way.
- Do not look at your notes when you ask the questions. Look at your partner.

1. Read the examiner's questions and write down some questions you could ask.
Learner A: think of questions to ask Learner B about his/her favourite place to eat.
Learner B: think of questions to ask Learner A about a famous person he/she likes.
Here are some ideas to help you.

Example questions

Learner A

What kind of food can you get there?
Why do you like the food there?
Do lots of people go there? Why?
Is it expensive or cheap?

Learner B

What does this person do?
Are they famous in your country?
Why do you like this person?
What do you know about this person?



13



2. Listen to Li Na and Daniel asking each other questions about their topics. Listen carefully to the questions they use.
3. Now practise asking questions and giving answers with your partner.
Try to use questions with *what*, *when*, *who* and *where*.

*Learner A, I'd like you to ask Learner B about his/her favourite place to eat.
Learner B, I'd like you to ask Learner A about a famous person he/she likes.*

Here are some ideas to help you:

FAVOURITE PLACE TO EAT

- *where it is*
- *the kind of food they have*
- *the price of the food*
- *the people who work there*
- *how often you go there*
- *who you go there with*

Useful language

The food's very ...
It's a nice place to go because ...
Lots of people go there because ...
The people who work there are ...

FAMOUS PERSON

- *a famous person in your country / the world*
- *a person from the past who is famous*
- *why they are famous*
- *why you like them*
- *how you can find information about them – TV, newspaper, internet*
- *Are they important?*

Useful language


This person's famous because ...
I think this person is ...
They're important (in my country) because ...
I like this person because ...



4. When you finish, change topics with your partner and do the activity again.

TEST 4

Phase 2a

 4 minutes



In this part of the test, you are going to listen to two recordings and answer some questions. You can make notes if you want to.

You hear some people talking. Where are they? In a bank, in a travel agent's, or in a post office?

Listen to the information.

Li Na, in the first recording, where are they? In a bank, in a travel agent's, or in a post office?

Daniel, in the second recording, where are they? In a bank, in a travel agent's, or in a post office?

Thank you.



Now listen again, and answer these questions.

Daniel, in the first recording, who is the woman sending the parcel to? And how much does it cost to send it?

Li Na, in the second recording, who does the man want to visit in Germany? And how much does it cost to travel to New York?

Thank you.



Test tips

- Make sure you can understand times easily and quickly. For example, six o'clock or 8:30 am / half past eight.
- You can't ask the examiner to play the recording again.
- Make sure you can understand dates easily and quickly. For example, the 9th of February.
- Do not stop listening because you think you know the answer. Listen to the end of the recording to be sure.



1. You can practise this part of the test with a partner or alone. If you do not have a partner, answer *all* the questions.

In the test, the examiner will show you some pictures. Look at the pictures on page 43. Then listen to the recording and answer the examiner's questions.




2. You can practise this part of the test with a partner or alone. If you do not have a partner, answer *all* the questions. Listen to the two recordings again and answer the examiner's questions.



3. Now listen to Li Na and Daniel doing this part of the test and check your answers.

TEST 4

Phase 2b

 3–4 minutes



Now you're going to talk together about things you have to do in town. Talk to each other about which places you go to and what you have to do there.



Thank you. That is the end of the test.

Test tips

- Ask your partner 'Shall I start?' or 'Do you want to start?' in this activity.
- If your partner is speaking too much, say 'Excuse me, can I speak now?'
- Do not ask the examiner 'Was I good?' or 'Was I bad?' after the test. They can't tell you.
- Do not try to take your notes from the test with you when you finish.



1. Listen to Li Na and Daniel doing this part of the test. Listen to the way each person helps the other person to speak as much as possible.



2. Now practise talking with a partner about the same topic. Try to talk for three to four minutes.

Think about:

PLACES IN TOWN

- *places – the bank, the post office, the travel agent's, the supermarket, the doctor's, children's clothes shops*
- *why you like / don't like these places*
- *how often you go to these places*
- *how you travel there*
- *Do you go with other people?*
- *Do you speak English there?*
- *the people who work in these places*
- *Do you want to work in one of these places?*

Useful language

When do you have to go into town?

Are the people who work there nice?

Do the people help you? How?

Do you want to work in a *bank / post office / travel agent's*? Why? Why not?

I have to go to town when ...

I don't like going to the ... because ...

The people who work there are ...

I think it's a good job because ...

PICTURES FOR TEST 3



things the shop sells



shop assistants



when the shop is open

PICTURES FOR TEST 4



a bank



a travel agent's



a post office



Test 1 Transcript (CD1)

02 Test 1, Phase 1a

- Examiner:** Hello. My name is Jill. What's your name?
Deepak: My name's Deepak.
Examiner: Can you spell it for me?
Deepak: Yes. D-E-E-P-A-K
Examiner: And where do you come from?
Deepak: I come from India.
Examiner: And what's your name?
Li Na: My name's Li Na.
Examiner: Can you spell it for me?
Li Na: Yes, of course. L-I-N-A
Examiner: Where do you come from?
Li Na: I come from Wuhan, in China.
Examiner: Thank you. Could I have your marksheets and identification? ... Thank you.

03

Now you answer the examiner's questions.

- Examiner:** Hello. My name is Jill. What's your name?
[Pause for reply]
Examiner: Can you spell it for me?
[Pause for reply]
Examiner: And where do you come from?
[Pause for reply]
Examiner: Thank you.

04

- Examiner:** Deepak, tell me about your favourite food. What food do you enjoy eating?
Deepak: Well, of course, I like Indian food. I, I like curry with chicken and rice. I like spicy food, very spicy.
Examiner: Do you like English food?
Deepak: Yes, yes, sometimes it's nice, quite nice.
Examiner: What English food do you like?
Deepak: I like potato, you know, mashed potato, and also I like pies, pies with meat and pies with fruit. And I like chocolate!
Examiner: Li Na, tell me about your favourite food.
Li Na: I like Chinese food like noodles and dumplings with meat. And I like other Chinese food. I love rice with fried vegetables. I love this very much.
Examiner: Who do you eat meals with?
Li Na: In China?
Examiner: Yes, or in the UK.
Li Na: Here I eat with my friends. We cook and eat together. But in China, I eat with my family. My parents and my brother.
Examiner: Deepak, tell me about the people you speak to every day.
Deepak: In my family?
Examiner: Yes, and the other people you speak to every day.

- Deepak:** Well, I speak to my wife. She is the first person I speak to every morning. Then I speak to my children. I've got one daughter and two sons. When I go to work, I speak to my friends, ...
Examiner: Who do you speak to in English?
Deepak: I speak to my family in Hindi, but at work, I must speak English. My friends at work speak many languages ... Polish, Spanish, so we must all speak English. It's difficult sometimes. But we must learn.
Examiner: Li Na, is it easy or difficult to speak in English?
Li Na: For me, it's very difficult. English is very different from my language. The words are strange to me. And it's very difficult to understand. Often, I cannot understand.
Examiner: Do you always speak English in your classes?
Li Na: Yes, I try to speak English all the time. But it's difficult for me.
Examiner: Thank you.

05 Test 1, Phase 1b

- Examiner:** Now I'd like you to ask each other some questions. Deepak, I'd like you to ask Li Na about a child she knows well. Li Na, I'd like you to ask Deepak about the things he likes doing at quiet times. Now think about the questions you want to ask. You have one and a half minutes. You can write down your questions if you want to. If you don't understand, please ask me.

[In the exam, the examiner waits for 1½ minutes.]

- Deepak:** Deepak, are you ready? Please ask Li Na your questions.
Deepak: OK. Li Na, do you know any children well?
Li Na: Not very well, but quite well.
Deepak: What's his name?
Li Na: Well, it's a girl. Her name's Lili.
Deepak: How old is she?
Li Na: She's five years old. She's nearly six.
Deepak: Where does she live?
Li Na: She lives near me in China. Near my flat in China.
Deepak: Who is she?
Li Na: Pardon?
Deepak: Who is she? Your cousin? The daughter of your friend?
Li Na: Ah! She's my ... cousin's daughter. Yes, my cousin's daughter.
Deepak: Is she pretty?
Li Na: Yes, she's very pretty! She's got brown hair and beautiful eyes.
Deepak: Anything else?
Li Na: She's quite tall and very slim. She loves dancing.
Deepak: Is she a clever girl?
Li Na: Oh yes! She's very clever. She loves her school. She loves drawing and she's very good at mathematics.
Examiner: Thank you. Li Na, are you ready? Please ask Deepak your questions.

- Li Na:** OK. Deepak, what do you like doing at quiet times?
Deepak: I'm sorry, I don't understand.
Li Na: What do you like doing at home? When you have some free time? Quiet time.
Deepak: Ah, quiet time. I, I like reading the newspaper. From my country. From India.
Li Na: Why do you like this?
Deepak: I like this because I, I like to know the important news from my country.
Li Na: What kind of important news?
Deepak: Well, I like reading about important things like politics and if something is happening in my city.
Li Na: Do you like anything else in your quiet time?
Deepak: Yes, I like going on the computer. I like to study English. I try to learn new words. And I listen to the news. I try to understand.
Li Na: Do you listen to music?
Deepak: Music? No, I don't listen to music.
Examiner: Thank you.

06 Test 1, Phase 2a

Listen and answer the examiner's questions.

- Examiner:** In this part of the test, you are going to listen to two recordings and answer some questions. You can make notes if you want to.
 You hear two people talking about college classes. Who is talking? A student, a parent, or a teacher? Listen to the information.

Recording 1

- Mrs Black:** This is a message for Rana about your new maths lessons. My name's Mrs Black and you're in my class. On the first day, please just come with a pen and some paper. You can buy books from the college shop at break time. The course starts on Monday and lasts for ten weeks. Any questions, just phone me. See you on Monday.

Recording 2

- Father:** This is a message for Mr Chang. My son, David, is in his science class, but he can't come to school this morning. He's got an appointment at the dentist's. He's having a lot of problems with a tooth. His class is in room 24. I'm sorry David's missing from the lesson, but my daughter can collect his homework.

- Examiner:** Learner A, in the *first* recording, who is talking?
 A student, a parent, or a teacher?

[Pause for reply]

- Examiner:** Thank you.
 Learner B, in the *second* recording, who is talking?
 A student, a parent, or a teacher?

[Pause for reply]

- Examiner:** Thank you.



- Examiner:** Now listen again and answer these questions.
 Learner B, in the *first* recording, what does Mrs Black teach? And how long is the course?
 Learner A, in the *second* recording, what does Mr Chang teach? And what number is the classroom?

[You will hear Recording 1 and Recording 2 again.]

- Examiner:** Learner B, in the *first* recording, what does Mrs Black teach?

[Pause for reply]

- Examiner:** And how long is the course?

[Pause for reply]

- Examiner:** Learner A, in the *second* recording, what does Mr Chang teach?

[Pause for reply]

- Examiner:** And what number is the classroom?

[Pause for reply]

- Examiner:** Thank you.



Now listen to Deepak and Li Na doing this part of the test.

- Examiner:** In this part of the test, you are going to listen to two recordings and answer some questions. You can make notes if you want to.
 You hear two people talking about college classes. Who is talking? A student, a parent, or a teacher? Listen to the information.

[The recordings are repeated.]

- Examiner:** Deepak, in the *first* recording, who is talking?
 A student, a parent, or a teacher?

- Deepak:** A teacher.

- Examiner:** Thank you.

- Li Na, in the *second* recording, who is talking?
 A student, a parent, or a teacher?

- Li Na:** A parent.

- Examiner:** Thank you.

Now listen again and answer these questions.

- Li Na, in the *first* recording, what does Mrs Black teach? And how long is the course?

- Deepak, in the *second* recording, what does Mr Chang teach? And what number is the classroom?

[The recordings are repeated.]

- Examiner:** Li Na, in the *first* recording, what does Mrs Black teach?

- Li Na:** She teaches maths.

- Examiner:** And how long is the course?

- Li Na:** Ten weeks.

- Examiner:** Deepak, in the *second* recording, what does Mr Chang teach?

- Deepak:** I think, yes, science.

- Examiner:** And what number is the classroom?

- Deepak:** 24.

- Examiner:** Thank you.



09 Test 1, Phase 2b

Examiner: Now you're going to talk together about learning new things. Talk to each other about things you enjoy learning about.

Li Na: I'm sorry, I don't understand. Can you repeat that?

Examiner: Of course. Now you're going to talk together about learning new things. Talk to each other about things you enjoy learning about.

Li Na: Oh, OK.

Deepak: Li Na, do you enjoy learning new things?

Li Na: Yes, I like learning new things ... like learning English.

Deepak: Why do you like learning English?

Li Na: Because it's a very nice language. I like it. And I need it for my life here. Yes, it's very important. What about you?

Deepak: Yes, the same for me. I need English to work in this country. And to talk to my friends at work. But it's very difficult for me.

Li Na: Do you like learning other things?

Deepak: Oh yes. I'm learning some new computer games. My son is my teacher! He's a very good teacher. How about you?

Li Na: I'm learning to play the guitar. A friend in my house is teaching me. She plays very well. I can play quite well now.

Deepak: What can you play?

Li Na: Oh, I can play easy songs. Like *Happy Birthday!* Only easy songs.

Examiner: Would you like to be a teacher?

Deepak: Oh no! This is a very difficult job. It's a very special job. And very hard. My brother is a teacher in India and he works so hard. Every day, he finishes very late. He's always tired.

Li Na: Yes, I agree. It's a very difficult job but I think it's a good job. In my country, teachers work very hard and for not much money. But it's a good job. I'd like to be a teacher in this country. When my English is good.

Examiner: Thank you. That is the end of the test.

Test 1 Answer key

Phase 2a

Who is talking?

Recording 1: a teacher

Recording 2: a parent

Learner B:

What does Mrs Black teach?

Maths/Mathematics

How long is the course?

Ten weeks

Learner A:

What does Mr Chang teach?

Science

What number is the classroom?

(room) 24

Test 2 Transcript (CD1)

10 Test 2, Phase 1a

Examiner: Hello. My name is David. What's your name?

Esther: My name's Esther.

Examiner: Can you spell it for me?

Esther: E-S-T-H-E-R

Examiner: And where do you come from?

Esther: I come from Nigeria.

Examiner: And what's your name?

Daniel: My name's Daniel.

Examiner: Can you spell it for me?

Daniel: Yes, of course. D-A-N-I-E-L

Examiner: Where do you come from?

Daniel: I come from the Philippines.

Examiner: Thank you. Could I have your marksheets and identification? ... Thank you.

11

Now you answer the examiner's questions.

Examiner: Hello. My name is David. What's your name?

[Pause for reply]

Examiner: Can you spell it for me?

[Pause for reply]

Examiner: And where do you come from?

[Pause for reply]

Examiner: Thank you.

12

Examiner: Esther, please tell me about your favourite food.

Esther: Oh, this is easy! My favourite food's traditional Nigerian food. We eat lots of soups. We make them with fish and meat. And we have lots of vegetables.

Examiner: Do you like *English* food?

Esther: Yes, I do, sometimes. I like sweets and English cakes. They're wonderful!

Examiner: Do you like cooking, Esther?

Esther: Yes, but it's boring to cook the same things every day for the family. I like cooking special food.

Examiner: And Daniel, tell me about your favourite food.

Daniel: Well, of course, I like the food from my country. I like fish and rice. We eat rice every day. And we eat bread every day, the same as in this country. We eat lots of coconut – Filipino people love coconut.

Examiner: Thank you, Daniel.

Esther, tell me about the people you speak to every day.

Esther: I speak to lots of people. I speak to my husband and my children. And every day, I speak to my sister. I phone her. She lives in another city with her family.



TRANSCRIPTS AND ANSWER KEYS

Examiner: And Daniel, tell me about the people you speak to every day.

Daniel: I speak to my manager at work and to my friends at work. Sometimes, I speak to my family in the Philippines. I use the computer. Then I meet my friends in the evening and we speak together.

Examiner: Who do you speak to in English?

Daniel: I always speak English at work, but with my friends, I speak my language. At work, there are only people who speak English but my friends are all Filipino.

Examiner: Thank you.

13 Test 2, Phase 1b

Examiner: Now I'd like you to ask each other some questions. Esther, I'd like you to ask Daniel about what he uses a computer for.

Daniel, I'd like you to ask Esther about a park she enjoys visiting.

Now think about the questions you want to ask. You have one and a half minutes. You can write down your questions if you want to. If you don't understand, please ask me.

[In the exam, the examiner waits for 1½ minutes.]

Esther, are you ready? Please ask Daniel your questions.

Esther: OK. Daniel, what kind of things do you do on your computer?

Daniel: Well, I like watching films.

Esther: What kind of films do you watch?

Daniel: I don't know, maybe action films and I like films from my country.

Esther: Do you watch films in English?

Daniel: Yes, I love American films. And I see, I watch children's films with my son.

Esther: What other things do you do on your computer?

Daniel: Oh, yes, sometimes I buy shopping on the internet.

Esther: What do you buy?

Daniel: I buy clothes and sometimes I buy toys for my son. They are cheaper on the internet.

Examiner: Thank you. Daniel, are you ready? Please ask Esther your questions.

Daniel: What's your favourite park?

Esther: My favourite park's near my house.

Daniel: Why do you like it?

Esther: I like it because it's very beautiful. It's got lots of trees and flowers. And it's very quiet.

Daniel: Is it big?

Esther: Not very big but there are lots of things in it. There's a coffee shop. And there's a place for the children to play. My children love this park.

Daniel: Why do they love it?

Esther: Because they can play lots of games. They like playing football and cricket.

Daniel: Do you always go with your children?

Esther: No, sometimes I go there to meet my friend.

Examiner: Thank you.

14 Test 2, Phase 2a

Listen and answer the examiner's questions.

Examiner: In this part of the test, you are going to listen to two recordings and answer some questions. You can make notes if you want to.

You hear two recorded phone messages. Where is each message from? A doctor's, a sports centre, or a hairdresser's? Listen to the information.

Recording 1

Man: This is the Park Road Health Centre. Sorry, but the Centre is now closed until Monday. We open again at 8:30 am. You can call us back then. We're sorry, but we don't have surgeries at the weekend. To see a doctor on Saturday or Sunday, please phone the hospital. Look on our website to find the contact number.

Recording 2

Woman: Sorry, but we are now closed. We're open every day from 8 am to 10 pm. For further information about our classes, including our new swimming classes for mothers and babies, please visit our website. To find out about our special prices on Mondays, call when we're open and ask to speak to Jason. Thank you!

Examiner: Learner A, where is the *first* message from? A doctor's, a sports centre, or a hairdresser's?

[Pause for reply]

Examiner: Thank you.

Learner B, where is the *second* message from? A doctor's, a sports centre, or a hairdresser's?

[Pause for reply]

Examiner: Thank you.

15

Examiner: Now listen again and answer these questions.

Learner B, in the *first* recording, what time does the health centre open on Monday? And what can you do to see a doctor at the weekend?

Learner A, in the *second* recording, who are the new swimming classes for? And what day can you save money?

[You will hear Recording 1 and Recording 2 again.]

Examiner: Learner B, in the *first* recording, what time does the health centre open on Monday?

[Pause for reply]

Examiner: And what can you do to see a doctor at the weekend?

[Pause for reply]

Examiner: Thank you.

Examiner: Learner A, in the *second* recording, who are the new swimming classes for?

[Pause for reply]

Examiner: And what day can you save money?

[Pause for reply]

Examiner: Thank you.



Now listen to Esther and Daniel doing this part of the test.

Examiner: In this part of the test, you are going to listen to two recordings and answer some questions. You can make notes if you want to.

You hear two recorded phone messages. Where is each message from? A doctor's, a sports centre, or a hairdresser's? Listen to the information.

[The recordings are repeated.]

Examiner: Esther, where is the *first* message from? A doctor's, a sports centre, or a hairdresser's?

Esther: A doctor's.

Examiner: Thank you.

Daniel, where is the *second* message from?

A doctor's, a sports centre, or a hairdresser's?

Daniel: A sports centre.

Examiner: Thank you.

Examiner: Now listen again and answer these questions.

Daniel, in the *first* recording, what time does the health centre open on Monday? And what can you do to see a doctor at the weekend?

Esther, in the *second* recording, who are the new swimming classes for? And what day can you save money?

[The recordings are repeated.]

Examiner: Daniel, in the *first* recording, what time does the health centre open on Monday?

Daniel: 8:30 am.

Examiner: And what can you do to see a doctor at the weekend?

Daniel: Phone the hospital.

Examiner: Thank you.

Esther, in the *second* recording, who are the new swimming classes for?

Esther: Mothers and babies.

Examiner: And what day can you save money?

Esther: On Monday.

Examiner: Thank you.



Test 2, Phase 2b

Examiner: Now you're going to talk together about the food you eat. Talk together about the food that's good for you and food that's bad for you.

Esther: OK. Daniel, do you want to start?

Daniel: No, it's OK, you start.

Esther: Well, I think it's very important to eat lots of fruit and vegetables. They are very good food. What do you think?

Daniel: I agree. In my country we eat lots of fruit and vegetables. We eat them every day. I always eat fruit at breakfast. In this country, I always have bread, no, toast. I don't think it's so good. What about you?

Esther: We also eat a lot of fruit and vegetables. I love fruit, but in this country, it's not very good. In my country, the fruit is very tasty. And we eat vegetables with meat or fish for dinner. In the UK, I love eating cabbage. This is new for me. Do you think English food is healthy?

Daniel: Not really. There's a lot of sweet food like cakes and chocolate. In this country, I eat chocolate every day but in the Philippines, I don't eat it. But it's so nice!

Esther: Yes, it's lovely! But I eat too much. And I don't like my children to eat it every day. But food in Nigeria isn't always very healthy. We like a lot of salt. I don't think salt is healthy.

Daniel: In the Philippines, we eat too much meat. Now, I know that a lot of meat isn't good for you.

Examiner: Thank you. That is the end of the test.

Test 2 Answer key

Phase 2a

Where is each message from?

Recording 1: a doctor's

Recording 2: a sports centre

Learner B:

What time does the health centre open on Monday?

(at) 8.30 (am)

What can you do to see a doctor at the weekend?

phone (the) hospital

Learner A:

Who are the new swimming classes for?

mothers and babies

What day can you save money?

(on) Monday(s)

Test 3 Transcript (CD2)



Test 3, Phase 1a

Examiner: Hello. My name's Jill. What's your name?

Esther: My name's Esther.

Examiner: Can you spell it for me?

Esther: Yes. E-S-T-H-E-R

Examiner: And where do you come from?

Esther: I come from Nigeria.

Examiner: And what's your name?

Deepak: My name's Deepak.

Examiner: Can you spell it for me?

Deepak: Yes. D-E-E-P-A-K

Examiner: Where do you come from?

Deepak: I come from India.

Examiner: Thank you. Could I have your marksheets and identification? ... Thank you.



TRANSCRIPTS AND ANSWER KEYS

03

Now you answer the examiner's questions.

Examiner: Hello. My name's Jill. What's your name?

[Pause for reply]

Examiner: Can you spell it for me?

[Pause for reply]

Examiner: And where do you come from?

[Pause for reply]

Examiner: Thank you.

04

Examiner: Esther, tell me about your favourite food, please.

Esther: Well, I like Nigerian food, of course! But I like sweet food. I like cakes and cookies. This food is not good for me, I know, but I like it very much. But I like fruit, too. This food is good for me. I like apples and, and, oh, I love pineapples. This is my favourite fruit.

Examiner: Do you like English food?

Esther: Yes, I like English cakes. They're very nice and very sweet. In Nigeria, cakes are very different. And now I like tea with milk. In Nigeria, I don't drink tea. But I don't like fast food. It's horrible!

Examiner: Where do you buy food?

Esther: In Nigeria or here?

Examiner: Here and Nigeria.

Esther: Well, here I go to the supermarket. There's a big supermarket near my house. I go with my children. They help me to carry things. I go there every week. But in Nigeria, I go to the market every day. I go in the morning, very early.

Examiner: Thank you.

Deepak, tell me about the people you speak to every day.

Deepak: Ah, OK. I speak to my family every day. And when I go to work, I speak to my people at work. For my job, we must all speak a lot. We ask questions ... 'How can I do this?' and 'When must I finish this job?'

Examiner: Do you like speaking to people on the telephone?

Deepak: Sometimes.

Examiner: Who do you speak to?

Deepak: Sometimes, I speak to my brother in India. And I speak to my sister. She, she lives with my father. She tells me about him. He's very old now. He's 92 years old.

Examiner: Who do you speak English to?

Deepak: On the telephone?

Examiner: Yes, or at home or work.

Deepak: Well, I don't speak English on the telephone. It's too difficult for me. I speak English in my English lessons. I try to speak English, but it's difficult because many students speak my language.

Examiner: Thank you.

05

Test 3, Phase 1b

Examiner: Now I'd like you to ask each other some questions. Esther, I'd like you to ask Deepak about the weather he really likes. Deepak, I'd like you to ask Esther about the people she speaks English with. Now think about the questions you want to ask. You have one and a half minutes. You can write down your questions if you want to. If you don't understand, please ask me.

Esther: I'm sorry. I don't understand.

Examiner: I'd like you to ask Deepak about the weather he really likes.

Esther: Weather?

Examiner: Yes, sunny, rainy, windy ...

Esther: Oh, OK. Thank you.

[In the exam, the examiner waits for 1½ minutes.]

Examiner: Esther, are you ready? Please ask Deepak your questions.

Esther: Deepak, what weather do you like?

Deepak: In my country, the weather is very hot. Very, very hot. And it doesn't rain for many months. So, I like the rain.

Esther: Do you like cold weather?

Deepak: No, I don't like this. I hate it! When it's cold, I feel old. My legs don't feel good.

Esther: Do you like any other weather?

Deepak: Yes, I love the sun! I love feeling hot. In my country, there's sun every day. Sometimes, I feel sad in this country because I cannot see the sun.

Esther: Yes, me too! Anything else?

Deepak: For me, sometimes it's very windy here. I like this weather. I like the wind in my face.

Examiner: Thank you. Deepak, are you ready? Please ask Esther your questions.

Deepak: Yes, I'm ready. Esther, who do you speak English with?

Esther: I speak English in my class. I speak with my classmates.

Deepak: Can you tell me about your classmates?

Esther: Yes, of course. We are a small class, maybe eight or nine students. My classmates are from different countries. One lady is from Poland. She's my friend in the class.

Deepak: Anything else about your class? Are they young people?

Esther: Some are young, some are not. Magda, my Polish friend, is 52. I'm 49. She has four children. And her son has a child.

Deepak: Do you speak English with other people? People not in your class?

Esther: Sometimes, I speak English in shops. I try to say 'Hello' and 'How are you?'

Examiner: Thank you.



TRANSCRIPTS AND ANSWER KEYS

06 Test 3, Phase 2a

Listen and answer the examiner's questions.

Examiner: In this part of the test, you are going to listen to two recordings and answer some questions. You can make notes if you want to.
You're in a department store. You hear two announcements. What are the announcements about? The things the shop sells, the shop assistants or when the shop is open? Listen to the information.

Recording 1

Woman: Good evening. This is a customer announcement. The store is closing in five minutes. Can customers please finish their shopping now. Please exit at the front door. All the other doors are now closed. We hope you visit our store again soon. We're open again at 9:30 am. We wish all our customers a very nice evening.

Recording 2

Man: Good morning to all our customers. Come and see our new range of clothes on the second floor. Many things are reduced today. Our jeans are now half price! Are you looking for presents? Then visit the music department. All CDs are only £7 today. The shop and restaurant are open all day, and our customer service department is ...

Examiner: Learner A, in the *first* recording, what is the announcement about? The things the shop sells, the shop assistants, or when the shop is open?

[Pause for reply]

Examiner: Thank you.
Learner B, in the *second* recording, what is the announcement about? The things the shop sells, the shop assistants, or when the shop is open?

[Pause for reply]

Examiner: Thank you.



Examiner: Now listen again and answer these questions.
Learner B, in the *first* recording, where can customers leave the shop? And what time does the shop open tomorrow?
Learner A, in the *second* recording, where can customers buy clothes? And how much do CDs cost?

[You will hear Recording 1 and Recording 2 again.]

Examiner: Learner B, in the *first* recording, where can customers leave the shop?

[Pause for reply]

Examiner: And what time does the shop open tomorrow?

[Pause for reply]

Examiner: Learner A, in the *second* recording, where can customers buy clothes?

[Pause for reply]

Examiner: And how much do CDs cost?

[Pause for reply]

Examiner: Thank you.



Now listen to Esther and Deepak doing this part of the test.

Examiner: In this part of the test, you are going to listen to two recordings and answer some questions. You can make notes if you want to.
You're in a department store. You hear two announcements. What are the announcements about? The things the shop sells, the shop assistants, or when the shop is open? Listen to the information.

Deepak: Excuse me, what is a 'department store'?

Examiner: It's a big shop which sells lots of different things.

Deepak: Oh, OK.

[The recordings are repeated.]

Examiner: Esther, in the *first* recording, what is the announcement about? The things the shop sells, the shop assistants, or when the shop is open?

Esther: When the shop is open.

Examiner: Thank you.

Deepak, in the *second* recording, what is the announcement about? The things the shop sells, the shop assistants, or when the shop is open?

Deepak: Things the shop sells.

Examiner: Thank you.

Now listen again and answer these questions.

Deepak, in the *first* recording, where can customers leave the shop? And what time does the shop open tomorrow?

Esther, in the *second* recording, where can customers buy clothes? And how much do CDs cost?

[The recordings are repeated.]

Examiner: Deepak, in the *first* recording, where can customers leave the shop?

Deepak: The front door.

Examiner: And what time does the shop open tomorrow?

Deepak: At 9:30.

Examiner: Esther, in the *second* recording, where can customers buy clothes?

Esther: I think, the second floor. Yes, the second floor.

Examiner: And how much do CDs cost?

Esther: £7.

Examiner: Thank you.



09 Test 3, Phase 2b

Examiner: Now you're going to talk together about shopping centres. Talk to each other about a shopping centre you go to and what you like about it.

Esther: Shall I start?

Deepak: Yes, please.

Esther: In my town in Nigeria, there isn't a shopping centre. But there's a shopping centre in the next town. It's very new. It's got lots of shops.

Deepak: What can you buy there?



TRANSCRIPTS AND ANSWER KEYS

Esther: You can buy everything! You can buy clothes, books, CDs. And you can buy things for your house. You know, tables, chairs and TVs.

Deepak: In this country, is there a shopping centre near your house?

Esther: Yes, a very big shopping centre. I go there with my husband and my children. My children love it! It's very nice but very expensive. And what about you? In India, have you got shopping centres?

Deepak: Yes, in the big cities. But, I ... I don't like them very much. I like small shops. I like talking to people in the small shops. But, but my wife loves shopping centres, so I go!

Esther: Is there a shopping centre near your house in this country?

Deepak: No, not very near. We take a bus. Sometimes, my wife says 'Deepak, today we're going to the shopping centre.' So we go there but I say to my wife 'You shop. I want to have a coffee.' So I go to a coffee shop.

Esther: That's a good idea! But do you think shopping centres are expensive?

Deepak: Some things are expensive. And the clothes are not good for me. But some things are a good price. My wife likes buying clothes. She buys them for the children.

Examiner: Thank you. That is the end of the test.

Test 3 Answer key

Phase 2a

What are the announcements about?

Recording 1: when the shop is open

Recording 2: (the) things the shop sells

Learner B:

Where can customers leave the shop?

(at the) front door

What time does the shop open tomorrow?

(at) 9:30 (am)

Learner A:

Where can customers buy clothes?

(on the) second floor

How much do CDs cost?

£7

Test 4 Transcript (CD2)

10 Test 4, Phase 1a

Examiner: Hello. My name's David. What's your name?

Li Na: My name's Li Na.

Examiner: Can you spell it for me?

Li Na: Yes. L-I-N-A

Examiner: And where do you come from?

Li Na: I come from China.

Examiner: And what's your name?

Daniel: My name's Daniel.

Examiner: Can you spell it for me?

Daniel: Yes. D-A-N-I-E-L

Examiner: Where do you come from?

Daniel: I come from the Philippines.

Examiner: Thank you. Could I have your marksheets and identification? ... Thank you.



Now you answer the examiner's questions.

Examiner: Hello. My name's David. What's your name?

[Pause for reply]

Examiner: Can you spell it for me?

[Pause for reply]

Examiner: And where do you come from?

[Pause for reply]

Examiner: Thank you.



Examiner: Li Na, tell me about your favourite food, please.

Li Na: My favourite food is Chinese food. I like chicken with vegetables. And I like Chinese soup.

Examiner: Do you like English food?

Li Na: Sometimes. I like English sweets. In China, we don't have these sweets. In this country, I think the food is very sweet. It's very nice. I like fruit. My favourite fruit is oranges. I eat an orange every day with my lunch.

Examiner: Where do you buy food?

Li Na: In China or here?

Examiner: Here and China.

Li Na: In this country, I go to the supermarket with my friends. We go there on Saturdays in the morning. We buy all the food there. But in China, I go to the market. There's a big market near my home. Er, I go there maybe two or three times every week.

Examiner: Thank you, Li Na.

Now, Daniel, please tell me about the people you speak to every day.

Daniel: I speak to my manager and to my work friends. And sometimes, I speak to people from another company. At the weekend, I speak to my family in the Philippines. And, of course, I speak to my wife and my son every day!

Examiner: Who do you speak to in English?

Daniel: At work, people speak English. I speak English in the shops and when I go to my English class. I speak English with the people in my class in the lesson. And in the break, we have coffee and speak more English.

Examiner: Do you like speaking to people on the telephone?

Daniel: It's easy to speak on the telephone in my language. I phone my friends every day. I like this. But it's very, very difficult to speak in English on the telephone. I cannot do this.

Examiner: Thank you, Daniel.



TRANSCRIPTS AND ANSWER KEYS

13 Test 4, Phase 1b

Examiner: Now I'd like you to ask each other some questions. Li Na, I'd like you to ask Daniel about his favourite place to eat. Daniel, I'd like you to ask Li Na about a famous person she likes. Now think about the questions you want to ask. You have one and a half minutes. You can write down your questions if you want to. If you don't understand, please ask me.

[In the exam, the examiner waits for 1½ minutes.]

Li Na, are you ready? Please ask Daniel your questions.

Li Na: Daniel, where's your favourite place to eat?

Daniel: My favourite place to eat is in my country. It's a restaurant in my home town. The food's very good.

Li Na: Who do you go to this place with?

Daniel: Sometimes, I go with my friends. Sometimes, I go with my family.

Li Na: Tell me about this restaurant. Is it big or small?

Daniel: It's small. It's very old, but I like it. It's got lots of pictures of my country.

Li Na: Is it expensive?

Daniel: No, not expensive. It's a good price.

Li Na: Do you, do you have a favourite place in this country?

Daniel: I eat at home. But sometimes I go to a fast food place.

Examiner: Thank you.

Daniel, are you ready? Please ask Li Na your questions.

Daniel: Yes. Li Na, do you like a famous person?

Li Na: Yes, I like a famous person in China. But I can't remember her name. She writes books.

Daniel: Why do you like this person?

Li Na: I think she writes very good books. I like them very much. I read her books when I go to bed.

Daniel: Why do you like her books?

Li Na: I like them because she writes about life in China. She's very old now. She writes about life in China when she was a child. I think this is very interesting. Life in China is very different now.

Daniel: What do you know about her life?

Li Na: I know that she's very old. Her family was very poor when she was a child.

Examiner: Thank you.

14 Test 4, Phase 2a

Listen and answer the examiner's questions.

Examiner: In this part of the test, you are going to listen to two recordings and answer some questions. You can make notes if you want to.

You hear some people talking. Where are they? In a bank, in a travel agent's or in a post office? Listen to the information.

Recording 1

Man: Hello, good morning. Can I help you?

Woman: Yes, can I have a book of second-class stamps, please?

Man: Of course. There you are. Anything else?

Woman: Yes, I also need to post this parcel to my father in India. It's his birthday.

Man: OK, let's see ... that's eleven pounds fifty, please.

Woman: Wow, that's expensive.

Man: Well, it is quite heavy. Anything else?

Woman: No thanks.

Recording 2

Man: Hello. I'd like to collect the tickets for my trip to Germany, please.

Woman: Oh yes, I've got them here. Are you going on holiday?

Man: Yes, to see my sister. She lives there.

Woman: That's nice. Can I get you anything else?

Man: Yes. Can you tell me the price of a flight to New York, please, for next month?

Woman: Yes, it's about £600.

Man: Oh ... OK ... Thank you.

Woman: You're welcome. Bye.

Examiner: Learner A, in the *first* recording, where are they? In a bank, in a travel agent's or in a post office?

[Pause for reply]

Examiner: Thank you.

Learner B, in the *second* recording, where are they? In a bank, in a travel agent's or in a post office?

[Pause for reply]

Examiner: Thank you.

15

Examiner: Now listen again and answer these questions.

Learner B, in the *first* recording, who is the woman sending the parcel to? And how much does it cost to send it?

Learner A, in the *second* recording, who does the man want to visit in Germany? And how much does it cost to travel to New York?

[You will hear Recording 1 and Recording 2 again.]

Examiner: Learner B, in the *first* recording, who is the woman sending the parcel to?

[Pause for reply]

Examiner: And how much does it cost to send it?

[Pause for reply]

Examiner: Learner A, in the *second* recording, who does the man want to visit in Germany?

[Pause for reply]

Examiner: And how much does it cost to travel to New York?

[Pause for reply]

Examiner: Thank you.



Now listen to Li Na and Daniel doing this part of the test.

Examiner: In this part of the test, you are going to listen to two recordings and answer some questions. You can make notes if you want to.

You hear some people talking. Where are they? In a bank, in a travel agent's or in a post office? Listen to the information.

[The recordings are repeated.]

Examiner: Li Na, in the *first* recording, where are they? In a bank, in a travel agent's or in a post office?

Li Na: In a post office.

Examiner: Thank you.

Examiner: Daniel, in the *second* recording, where are they? In a bank, in a travel agent's or in a post office?

Daniel: In a travel agent's.

Examiner: Thank you.

Now listen again and answer these questions.

Daniel, in the *first* recording, who is the woman sending the parcel to? And how much does it cost to send it?

Li Na, in the *second* recording, who does the man want to visit in Germany? And how much does it cost to travel to New York?

[The recordings are repeated.]

Examiner: Daniel, in the *first* recording, who is the woman sending the parcel to?

Daniel: Her father.

Examiner: And how much does it cost to send it?

Daniel: Eleven pounds fifty.

Examiner: Li Na, in the *second* recording, who does the man want to visit in Germany?

Li Na: His sister.

Examiner: And how much does it cost to travel to New York?

Li Na: About six hundred pounds.

Examiner: Thank you.

Test 4, Phase 2b

Examiner: Now you're going to talk together about things you have to do in town. Talk to each other about which places you go to and what you have to do there.

Li Na: OK. Do you want to start, Daniel?

Daniel: Yes, OK. I don't go into town very often. But sometimes I go with my son. We go when he needs new clothes. I don't like this shopping! What about you?

Li Na: I go to my bank. I send money to China, to my family. I do this every month. And I go to the post office. I buy things for my brother. He likes British clothes. I send them to China. What about you, Daniel?

Daniel: Yes, my bank's in town. But I don't go there often. I use the internet. But I often go to the post office for my job. I send things to our company in the Philippines.

Examiner: Do you go to the bank and post office on your own or do you ask someone to help you? Who do you ask?

Li Na: I go with my friend. I speak to the person in the bank but she helps me, you know, if I can't understand. Daniel, do you go to the bank and the post office with a friend?

Daniel: Not really, but sometimes my wife is with me.

Li Na: Can you understand everything?

Daniel: No, but I can understand what I need to do. Sometimes I say 'I'm sorry I don't understand. Please speak slowly.' They always help me.

Li Na: In my bank, they're very friendly but sometimes there are so many people. So I use the machines, but this is very difficult for me.

Examiner: Thank you. That is the end of the test.

Test 4 Answer key

Phase 2a

Where are they?

Recording 1: in a post office

Recording 2: in a travel agent's

Learner B:

Who is the woman sending the parcel to?

(her) father

How much does it cost to send it?

£11.50

Learner A:

Who does the man want to visit in Germany?

(his) sister

How much does it cost to travel to New York?

(about) £600



PROMPT QUESTIONS FOR THE TEACHER

These questions are taken from the test paper. They are suggested questions the examiner can use to encourage candidates to speak more.

All Tests, Phase 1a

Topic question 1

What time do you have breakfast/lunch/dinner?
Who do you eat meals with?
Do you like English food?
Do you like cooking? (What do you like to cook?) (Is it difficult to make?)
Where do you buy food?

Topic question 2

Do you like speaking to people on the telephone? (Who do you speak to?)
Who do you speak to in English? (Tell me about them.)
Is it easy or difficult to speak in English? (What is easy/difficult?)
Do you always speak in English in your classes?

Test 1, Phase 2b

How many teachers have you got? (Tell me about him/her/them.)
Do your teachers give you homework? (Is this a good thing?)
What do you like doing in your classes?
What do you talk about with your teachers?
Would you like to be a teacher? (Is it a good job?)

Test 2, Phase 2b

Do you eat healthy food? (What food do you eat?)
Do you sometimes eat food that is bad for you? (Tell us about it.)
Is food from your country good for you? (Which food from your country is good/bad for you?)
What do you eat on special days?
Do you like eating English food? (What English food do you like?)

Test 3, Phase 2b

Is there a shopping centre near (...) (*the town or city where you live*)?
What do you buy when you go to a shopping centre?
Who do you go to the shopping centre with? (Which shops do you go to?)
Do you sometimes eat at the shopping centre? (What do you eat?)
Do you like buying things in other places? (Where do you go?) (What do you buy there?)

Test 4, Phase 2b

Do you use the bank / post office / travel agent's in (...) (*the town or city where you live*)? (What for?)
Do you go to the bank / post office / travel agent's on your own or do you ask someone to help you? (Who do you ask?)
Are the people who work in banks / post offices / travel agents' friendly?
Would you like to work in a bank or post office? (Is it a good job?)



ACKNOWLEDGEMENTS

The authors and publishers acknowledge the following sources of copyright material and are grateful for the permissions granted. While every effort has been made, it has not always been possible to identify the sources of all the material used, or to trace all copyright holders. If any omissions are brought to our notice, we will be happy to include the appropriate acknowledgements on reprinting and in the next update to the digital edition, as applicable.

The publishers are grateful to the following for permission to reproduce copyright photographs and material:

Key: B = bottom, C = centre, T = Top

p.24(T): © wavebreakmedia/Shutterstock; p.24(C): © Olesya Feketa/Shutterstock; p.24(B): © gualtiero boffi/Shutterstock; p.25 (T): © Monkey Business/Shutterstock; p.25(C): © Mark Waugh; p.25 (B): © gemenacom/Shutterstock; p.42(T): © JN/Alamy; p.42(C): © Kzenon/Shutterstock; p.42(B): © Judith Collins/Alamy; p.43(T): © B O'Kane/Alamy; p.43(C): © dpa Picture Alliance/Alamy; p.43(B): © Robert Stanforth/Alamy.

Cover illustration by Andy Potts (Anna Goodson Illustration Agency) using photographs by Gareth Boden (taken on commission for Cambridge University Press).

The photographs on pages 8–22 and 26–40 were taken on commission by Gareth Boden for Cambridge University Press.

Recordings by Leon Chambers at The Soundhouse Ltd.

IELTSMatters.com

IELTS Life Skills

A1 Official Cambridge
Test Practice

This Student's Book prepares candidates for the *IELTS Life Skills – A1 Speaking and Listening* test, which is used to prove language level for UK Visa requirements. It contains four practice tests with a full answer key. Ideal for class, group-based work, or self-study.

- Sample tests with photographs of model examiner and candidates help you understand each part of the test.
- Activities and test tips provide practice and advice.
- Audio recordings of two people doing the speaking and listening test provide model answers.

The accompanying Audio is downloadable using the access code in the front cover.

Also available:

A1 Audio CD for class-based study

CAMBRIDGE ENGLISH CORPUS

The Cambridge English Corpus is a multi-billion word collection of written and spoken English. It includes the Cambridge Learner Corpus, a unique bank of exam candidate papers.




Our authors study the Corpus to see how English is really used, and to identify typical learner mistakes. This means that Cambridge materials help students to avoid mistakes, and you can be confident the language taught is useful, natural and fully up to date.

www.cambridge.org/corpus

CAMBRIDGE QUALITY GUARANTEE

CEFR level:	Cambridge English Exam:
A1	Cambridge English: IELTS Life Skills – A1 Speaking and Listening
B1	Cambridge English: IELTS Life Skills – B1 Speaking and Listening



978 1 316 50715 5

